

**FRAME TYPE**

- Synerjy Sculptured  Shield Bevelled

**COLOUR OPTIONS**

Frame Colour: \_\_\_\_\_  
 Handle Colour: \_\_\_\_\_

- Quote  Order  Unglazed  Secured by design

**BEAD OPTIONS**

- Bevel  
 Ovalo  
 Old Ovalo

**Yale Locking type:**

- Encloser (Bevelled Only)  
 Blade (Sculptured Only)  
 Shootbolt (Sculptured Only)  
 Energy-Efficiency Level Required:  
 A Rated  Hinge Guards Required  
 B Rated  
 C Rated

Client Name: \_\_\_\_\_

Client Ref: \_\_\_\_\_

Address: \_\_\_\_\_

Telephone: \_\_\_\_\_

Fax: \_\_\_\_\_

Email \_\_\_\_\_

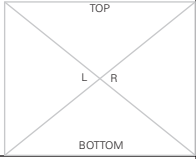
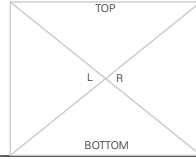
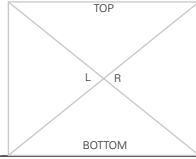
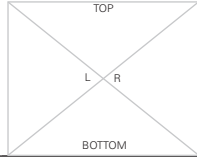
Date Order Taken:

Date Order Required:



FAX BACK ORDER ON:  
**01245 362421**

PHONE  
**01245 362236**

FRAME 1	FRAME 2	FRAME 3	FRAME 4
Viewed Outside	Viewed Outside	Viewed Outside	Viewed Outside
LOCATION: _____	LOCATION: _____	LOCATION: _____	LOCATION: _____
<p><b>!</b> Indicate extension and frame coupler size (mm) and placement in box section</p> <p><input type="checkbox"/> 20mm extension  <input type="checkbox"/> 3mm coupler  <input type="checkbox"/> 8mm coupler (aluminium)</p> 	<p><input type="checkbox"/> 20mm extension  <input type="checkbox"/> 3mm coupler  <input type="checkbox"/> 8mm coupler (aluminium)</p> 	<p><input type="checkbox"/> 20mm extension  <input type="checkbox"/> 3mm coupler  <input type="checkbox"/> 8mm coupler (aluminium)</p> 	<p><input type="checkbox"/> 20mm extension  <input type="checkbox"/> 3mm coupler  <input type="checkbox"/> 8mm coupler (aluminium)</p> 
OVERALL WIDTH: _____	OVERALL WIDTH: _____	OVERALL WIDTH: _____	OVERALL WIDTH: _____
OVERALL HEIGHT: _____	OVERALL HEIGHT: _____	OVERALL HEIGHT: _____	OVERALL HEIGHT: _____
TRANSOM BREAK: _____	TRANSOM BREAK: _____	TRANSOM BREAK: _____	TRANSOM BREAK: _____
MULLION BREAK: _____	MULLION BREAK: _____	MULLION BREAK: _____	MULLION BREAK: _____
OUTER FRAME (FACE SIZE): <input type="checkbox"/> Std 50mm <input type="checkbox"/> Med 60mm <input type="checkbox"/> Large 70mm	OUTER FRAME (FACE SIZE): <input type="checkbox"/> Std 50mm <input type="checkbox"/> Med 60mm <input type="checkbox"/> Large 70mm	OUTER FRAME (FACE SIZE): <input type="checkbox"/> Std 50mm <input type="checkbox"/> Med 60mm <input type="checkbox"/> Large 70mm	OUTER FRAME (FACE SIZE): <input type="checkbox"/> Std 50mm <input type="checkbox"/> Med 60mm <input type="checkbox"/> Large 70mm
TRICKLE VENT LOCATION: <input type="checkbox"/> None <input type="checkbox"/> Sash <input type="checkbox"/> Outer Frame	TRICKLE VENT LOCATION: <input type="checkbox"/> None <input type="checkbox"/> Sash <input type="checkbox"/> Outer Frame	TRICKLE VENT LOCATION: <input type="checkbox"/> None <input type="checkbox"/> Sash <input type="checkbox"/> Outer Frame	TRICKLE VENT LOCATION: <input type="checkbox"/> None <input type="checkbox"/> Sash <input type="checkbox"/> Outer Frame
HEAD DRIP: <input type="checkbox"/> None <input type="checkbox"/> Required - Length: _____	HEAD DRIP: <input type="checkbox"/> None <input type="checkbox"/> Required - Length: _____	HEAD DRIP: <input type="checkbox"/> None <input type="checkbox"/> Required - Length: _____	HEAD DRIP: <input type="checkbox"/> None <input type="checkbox"/> Required - Length: _____
EXTERNAL SILL: <input type="checkbox"/> None <input type="checkbox"/> 85mm <input type="checkbox"/> 150mm <input type="checkbox"/> 180mm Length: _____ Drain: <input type="checkbox"/> Face <input type="checkbox"/> Concealed	EXTERNAL SILL: <input type="checkbox"/> None <input type="checkbox"/> 85mm <input type="checkbox"/> 150mm <input type="checkbox"/> 180mm Length: _____ Drain: <input type="checkbox"/> Face <input type="checkbox"/> Concealed	EXTERNAL SILL: <input type="checkbox"/> None <input type="checkbox"/> 85mm <input type="checkbox"/> 150mm <input type="checkbox"/> 180mm Length: _____ Drain: <input type="checkbox"/> Face <input type="checkbox"/> Concealed	EXTERNAL SILL: <input type="checkbox"/> None <input type="checkbox"/> 85mm <input type="checkbox"/> 150mm <input type="checkbox"/> 180mm Length: _____ Drain: <input type="checkbox"/> Face <input type="checkbox"/> Concealed
HINGES (TOP HUNG): <input type="checkbox"/> Std Friction <input type="checkbox"/> Restrictor	HINGES (TOP HUNG): <input type="checkbox"/> Std Friction <input type="checkbox"/> Restrictor	HINGES (TOP HUNG): <input type="checkbox"/> Std Friction <input type="checkbox"/> Restrictor	HINGES (TOP HUNG): <input type="checkbox"/> Std Friction <input type="checkbox"/> Restrictor
HINGES (SIDE HUNG): <input type="checkbox"/> 90° Friction <input type="checkbox"/> 90° Easy Clean <input type="checkbox"/> Restrictor <input type="checkbox"/> 90° + Hook Restrictor	HINGES (SIDE HUNG): <input type="checkbox"/> 90° Friction <input type="checkbox"/> 90° Easy Clean <input type="checkbox"/> Restrictor <input type="checkbox"/> 90° + Hook Restrictor	HINGES (SIDE HUNG): <input type="checkbox"/> 90° Friction <input type="checkbox"/> 90° Easy Clean <input type="checkbox"/> Restrictor <input type="checkbox"/> 90° + Hook Restrictor	HINGES (SIDE HUNG): <input type="checkbox"/> 90° Friction <input type="checkbox"/> 90° Easy Clean <input type="checkbox"/> Restrictor <input type="checkbox"/> 90° + Hook Restrictor
GLASS: <input type="checkbox"/> Clear <input type="checkbox"/> Obscured Pattern: _____	GLASS: <input type="checkbox"/> Clear <input type="checkbox"/> Obscured Pattern: _____	GLASS: <input type="checkbox"/> Clear <input type="checkbox"/> Obscured Pattern: _____	GLASS: <input type="checkbox"/> Clear <input type="checkbox"/> Obscured Pattern: _____
LEAD/GEORGIAN/STAINED/BEVEL: <b>!</b> LEAD/GEORGIAN LAYOUTS WILL BE APPLIED USING THE STANDARD FORMULA UNLESS OTHERWISE INDICATED	LEAD/GEORGIAN/STAINED/BEVEL: <b>!</b> LEAD/GEORGIAN LAYOUTS WILL BE APPLIED USING THE STANDARD FORMULA UNLESS OTHERWISE INDICATED		

Print Name: \_\_\_\_\_

Signed: \_\_\_\_\_